



Bob Coaster


 Intensity 


The Big Family Fun

Great fun makes children's hearts beat higher! The Bob Coaster by Gerstlauer Amusement Rides offers just that, as it is adjusted to specific demands of the young guests. Child-friendly accelerations turn the ride into an adventure for little thrill-seekers!

Best of all, the trains have room not only for the young ones, but also for the whole family. The passengers do not sit next to each other as usual – they can enjoy the real racing bobsleigh feeling sitting behind each other, with the smallest ones safely in their parents' laps. This allows parents to accompany their children on their first big roller coaster ride and experience this unique moment together.



Up to 15
Seats



Up to
45 km/h



Up to
2.5 g



Launch
possible



Reverse
Vehicle



TRAINS

Instead of the traditional side-by-side seating arrangement, up to 3 passengers (two adults and one child or one adult and two children) take their seats behind each other.

The front bench seat with its own backrest is shaped in such a way that a child can sit together with an adult and enjoy the ride together.

Thanks to moderate accelerations, all passengers are secured by individual lap belts that include automatic pretensioners and electronically lockable buckles.

The ride can be equipped with individual single vehicles or with trains of up to five vehicles.

ACCELERATION

Excitement builds as the train climbs the chain lift before rushing over hills, through valleys and curves with up to 45 km/h.

However, the Bob Coaster is not only available with a classic chain lift, but also with a family-friendly friction wheel launch.

Both systems are designed in such a way that the trains can pass through the layout several times directly one after the other, as desired.

This allows the Bob Coaster to offer maximum fun for the whole family even in the smallest of spaces.



SPECIALS

To ensure safe operation and efficient maintenance, the Bob Coaster comes with many features that allow an easy handling of the attraction, such as:

- State-of-the-Art safety PLC
- Energy-efficient drive systems
- Silent anti-rollback system

- Fail-safe magnetic brakes – low maintenance and wear-free
- Seat belt with electrically lockable pretensioner and lock
- Exclusive use of electric components, no pneumatics or hydraulics required

THEMING OPTIONS

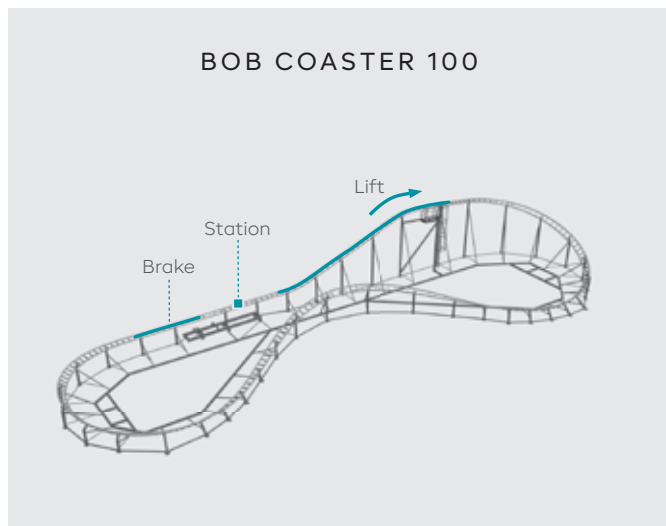
Whether as an impressive stand-alone attraction or as part of an extensively designed themed world: The individual theming options of the Bob Coaster create the highest recognition value and perfectly convey the design of a themed area.

Standard claddings with unique painting, as well as individual customization of each vehicle cladding are possible.

In addition to the customizable appearance, the vehicles can be equipped with on-board lights, providing an immersive roller coaster experience.

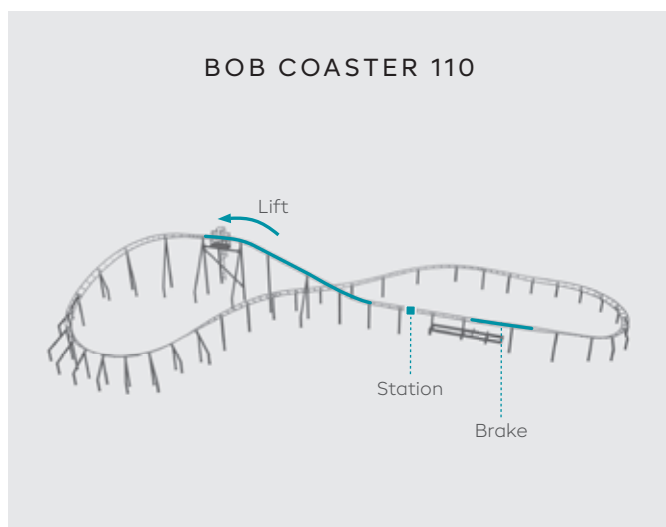
Due to the small track width and the compact vehicles, the Bob Coaster can easily be integrated on small footprints or into existing themed areas.





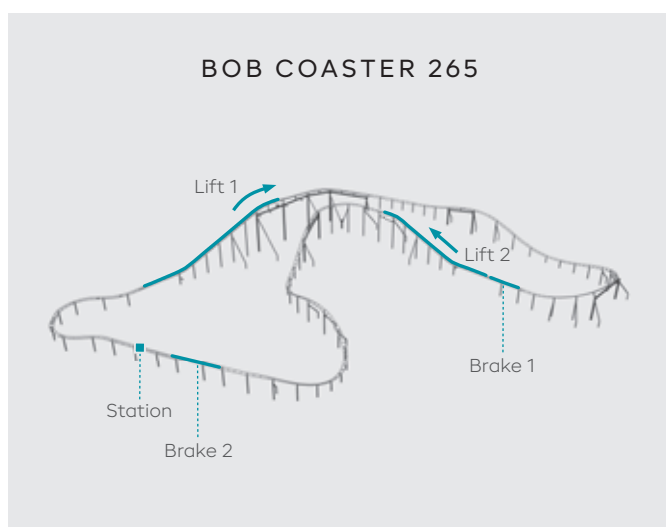
5.5 m 18 ft	36 km/h 23 mph	100 m 328 ft
Height	Speed	Track Length

Area	42 x 14 m / 138 x 46 ft
Track Width	500 mm
Trains (6 adults and 3 children)	1
Capacity	400 pph
Connected Load	30 kW



5.5 m 18 ft	36 km/h 23 mph	110 m 361 ft
Height	Speed	Track Length

Area	42 x 15 m / 138 x 49 ft
Track Width	500 mm
Trains (8 adults and 4 children)	1
Capacity	500 pph
Connected Load	30 kW



7.2 m 24 ft	36 km/h 23 mph	265 m 869 ft
Height	Speed	Track Length

Area	69 x 55 m / 226 x 180 ft
Track Width	500 mm
Trains (10 adults and 5 children)	1
Capacity	415 pph
Connected Load	45 kW

All figures are approximate. Design and specifications are subject to change.

Individual and customized layouts upon request.

Picture credits: 1, 4, 5: Hunderfossen Eventyrypark | 2: Eis-Greissler Erlebnispark | 3: Knuthenborg SafariPark

