



# Sky Fly



2





Intensity 

## A First-Class Flight

You want to feel like a pilot and perform unique flight maneuvers at airy heights? The Sky Fly by Gerstlauer Amusement Rides makes this possible and offers great flying fun for everybody.

When the gondola carrier with 12 comfortable individual seats lifts into the air, the motion starts. Due to the tilted bearing of the main arm, in each round round the gondola carrier first rises up to 22 meters into the air and then lowers back toward the ground.

With the control wings on the side of each seat, every passenger can control the gondola's motion and even perform inversions. Depending on your personal preference and skill, a ride in the Sky Fly can be a thrilling flight adventure for courageous pilots or a fantastic sightseeing flight for relaxed aviators.

			
12 Seats	~ 6.5 rpm	Inversions possible	Interactive

### TECHNICAL DETAILS

To ensure safe operation and efficient maintenance, the Sky Fly comes with many features that allow an easy handling of the attraction, such as:

- Automatic restraint closure
- Energy-efficient drive system
- State-of-the-art safety PLC
- Control panel incl. color touch screen
- Optional rollover counter locking system
- Individual shoulder restraints with redundant locking system



3



### TECHNICAL DATA

Height	22 m / 72 ft
Flight Circle	30 m / 98 ft
Footprint of the Tower	2.5 m x 2.5 m / 8.2 ft x 8.2 ft
Main Rotation	6.5 rpm
Connected Load	110 kW
Passengers	12

All figures are approximate. Design and specifications are subject to change.

Picture credits: 1: Blackpool | Pleasure Beach  
2: Dreamworld | 3: Attractionpark Toverland